

IP66 B Series Triproof Light



Osram Driver



SPECIFICATION

IP66 Tri-proof LED Light



Caution

- Please read the user manual before installation.
- Please install, connect and test the lamp according to local regulations, Lamps should always be installed or replaced with care by professional person.
- Ensure the power is switched off before installation.
- Please check whether the lamps are broken or not during shipping, broken items cannot be used anymore.
- Please keep the lamps and accessories away from kids to avoid hurt by mistakes.
- For protecting eyes, please do not watch the luminous surface for a long time,
- Do not cover anything on lamp and keep lamps away from fire or high temperature objects.
- Incorrect installation and using, keep the right to refuse after-sales service for those disassembled or repaired items.
- Switch the power off and cool down the lamp before cleaning.
- The lamp is only suitable for weak acid and weak base environment.

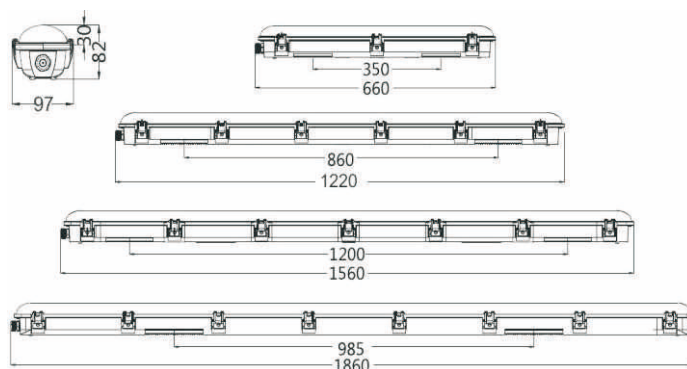
Features

- Water-proof, Dust-proof, Damp-proof, Pressure-proof.
- High luminous efficiency
- Maximum 1.5m Long for single product .
- Excellent heat dissipation support stable quality.
- Convention installation for linking in series.
- Low light decay, L70=50,000 Hours.
- High impact test, IK08.
- Long lifespan 50,000 hours.
- Energy saving up to 80%.
- 5 years warranty.

Application

- | | |
|-------------------------------|-------------------|
| ➤ Parking place | ➤ Airport |
| ➤ Tunnel / Corridor / Gallery | ➤ Exhibition Hall |
| ➤ Railway / Bus / MTR Station | ➤ Supermarket |
| ➤ Warehouse / Factory | ➤ Gas station |

Dimension



Temperature Characteristics T-ambient 40°C

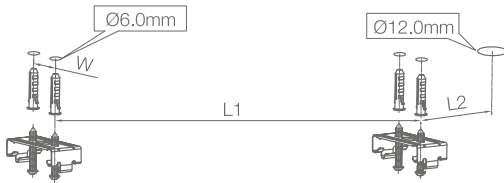
Temperature

Operating: -20 ~ +50°C

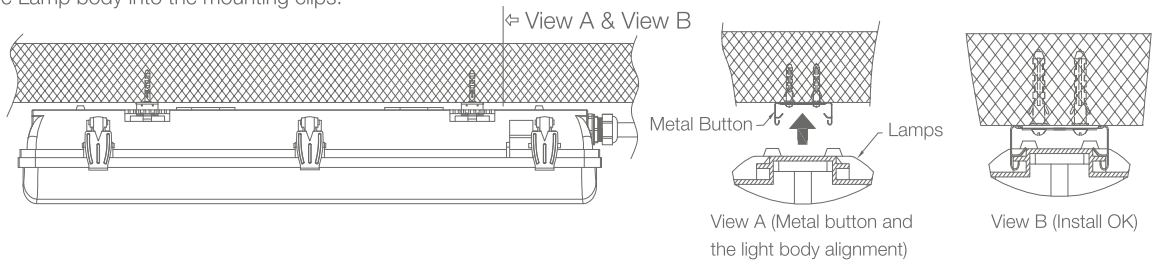
Storage: -40 ~ +85°C

INSTALLATION INSTRUCTIONS

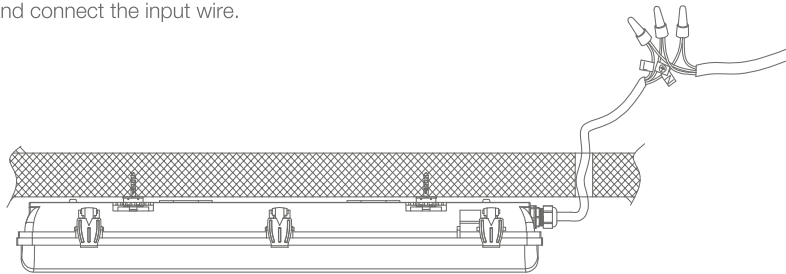
1. Seat the fixing clips to the mounting surface according to the dimension instruction.



2. Push the Lamp body into the mounting clips.



3. Turn off the power and connect the input wire.



PARAMETER

0.6m

Item code	Size	Power	voltage	Lumen	Lm/W	Beam Angel	CRI	PF
LU-TP-20W	650*97*82	20W	AC220-240V	2200/2600	110/130	120	>80	>0.95

1.2m

Item code	Size	Power	voltage	Lumen	Lm/W	Beam Angel	CRI	PF
LU-TP-20W	1220*97*82	20W	AC220-240V	2200/2600	110/130	120	>80	>0.95
LU-TP-36W	1220*97*82	36W	AC220-240V	3960/4680	110/130	120	>80	>0.95
LU-TP-45W	1220*97*82	45W	AC220-240V	4950/5850	110/130	120	>80	>0.95

1.5m

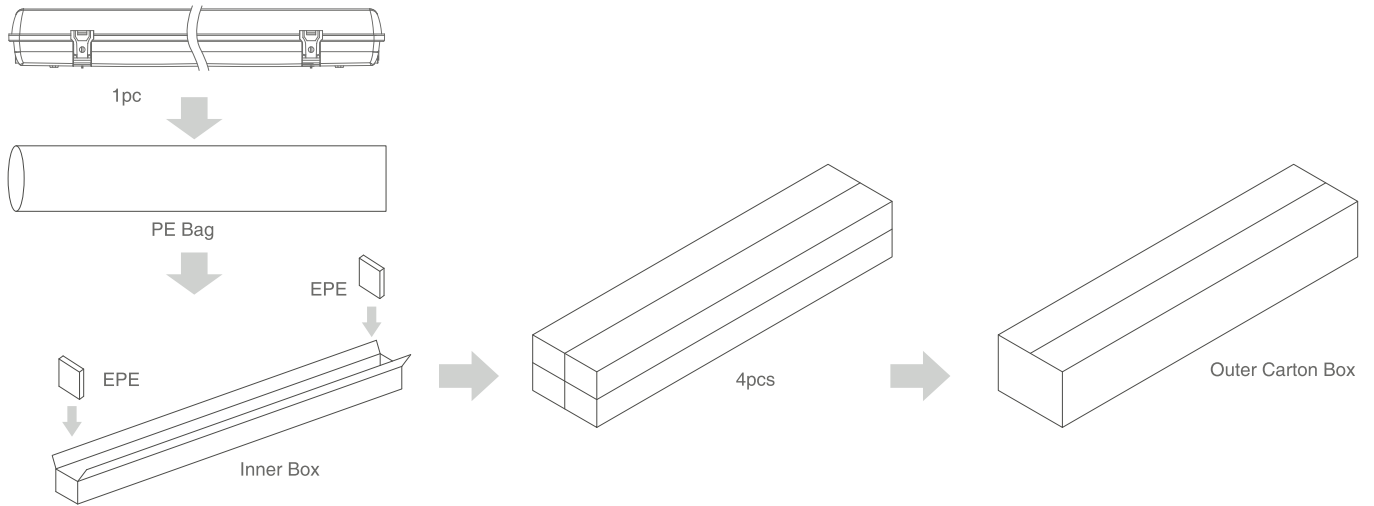
Item code	Size	Power	voltage	Lumen	Lm/W	Beam Angel	CRI	PF
LU-TP-36W	1560*97*82	36W	AC220-240V	3960/4680	110/130	120	>80	>0.95
LU-TP-54W	1560*97*82	54W	AC220-240V	5940/7020	110/130	120	>80	>0.95
LU-TP-60W	1560*97*82	60W	AC220-240V	6600/7800	110/130	120	>80	>0.95

• Options

- > LED Driver: Osram driver
- > Dimming: STD ON-OFF / Traic dimmable / 1-10V dimmable
- > Emergency: 3 hours intergrated emergency



Package



Length	Carton Size	N.W. (kg) /PC	G. W. (kg) /CTN
0.6m	685*280*304mm	1090g	5.9kg
1.2m	1255*280*205mm	2175g	11.5kg
1.5m	1595*280*205mm	2660g	14.7kg